

American Equity is the Gold Standard for Index Annuities



P.O. BOX 71216
DES MOINES, IA 50325




TRUE Liquidity 10% of Contract Value available annually after 1st year
TRUE Asset Preservation with NO Surrender Charge at Death

TRUE Choices and Flexibility Interest Crediting Methods




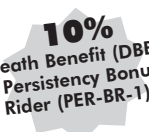
Indexed Product PROFILE

OFFICE HOURS: Monday - Thursday 8AM - 4:45 PM CT • Friday 8AM - 1 PM CT
www.american-equity.com

888-221-1234

PRODUCT ¹	INTEREST RATES EFFECTIVE 07/20/2010 (RATES SUBJECT TO CHANGE)	MINIMUM RATES	MINIMUM PREMIUM	ISSUE AGE ¹	PENALTY-FREE WITHDRAWALS	SURRENDER CHARGE ¹																																								
BONUS GOLD INDEX-1-07 Call for State Availability 	Includes a 10% Premium Bonus on all 1st year Premiums <table border="1"> <thead> <tr> <th></th> <th>Cap</th> <th>PR</th> <th>Asset Fee</th> </tr> </thead> <tbody> <tr> <td>S&P 500 Annual Monthly Average w/PR⁺</td> <td>N/A</td> <td>35%</td> <td>N/A</td> </tr> <tr> <td>S&P 500 Annual Monthly Average w/Cap</td> <td>5.75%</td> <td>N/A</td> <td>0%</td> </tr> <tr> <td>Dow Annual Monthly Average w/Cap</td> <td>5.75%</td> <td>N/A</td> <td>0%</td> </tr> <tr> <td>Dow Annual Pt to Pt w/Cap</td> <td>5.75%</td> <td>N/A</td> <td>0%</td> </tr> <tr> <td>S&P 500 Annual Pt to Pt w/PR⁺</td> <td>N/A</td> <td>25%</td> <td>N/A</td> </tr> <tr> <td>S&P 500 Annual Pt to Pt w/Cap</td> <td>5.75%</td> <td>N/A</td> <td>0%</td> </tr> <tr> <td>S&P 500 Monthly Pt to Pt⁺</td> <td>2.6%*</td> <td>N/A</td> <td>0%</td> </tr> <tr> <td>10-Year U.S. Treasury Bond</td> <td>4.0%</td> <td>N/A</td> <td>0%</td> </tr> <tr> <td>Current Fixed Value Rate</td> <td colspan="3">2.70%⁺⁺</td> </tr> </tbody> </table>		Cap	PR	Asset Fee	S&P 500 Annual Monthly Average w/PR ⁺	N/A	35%	N/A	S&P 500 Annual Monthly Average w/Cap	5.75%	N/A	0%	Dow Annual Monthly Average w/Cap	5.75%	N/A	0%	Dow Annual Pt to Pt w/Cap	5.75%	N/A	0%	S&P 500 Annual Pt to Pt w/PR ⁺	N/A	25%	N/A	S&P 500 Annual Pt to Pt w/Cap	5.75%	N/A	0%	S&P 500 Monthly Pt to Pt ⁺	2.6%*	N/A	0%	10-Year U.S. Treasury Bond	4.0%	N/A	0%	Current Fixed Value Rate	2.70% ⁺⁺			Minimum Guaranteed Interest Rate (MGIR): Currently 3.00%** Minimum Guaranteed Surrender Value (MGSV): 80% of 1 st year premiums and premium bonus, plus 87.5% additional premiums received after 1st contract year, less withdrawal proceeds, at MGIR, compounded annually	Min: 5,000 Max: 0-69 \$1,000,000 70-74 \$750,000 75-80 \$500,000	0-80 Qual & Non-Qual	10% of Contract Value Annually, Starting Yr 2. Systematic W/D & RMD Immediately from Fixed Value. ² Lifetime Income Benefit Rider (LIBR-2010) ³	20,19.5,19,18.5,18,17.5,17,16,15,14,12,10,8,6,4,2,0% (16 years)
	Cap	PR	Asset Fee																																											
S&P 500 Annual Monthly Average w/PR ⁺	N/A	35%	N/A																																											
S&P 500 Annual Monthly Average w/Cap	5.75%	N/A	0%																																											
Dow Annual Monthly Average w/Cap	5.75%	N/A	0%																																											
Dow Annual Pt to Pt w/Cap	5.75%	N/A	0%																																											
S&P 500 Annual Pt to Pt w/PR ⁺	N/A	25%	N/A																																											
S&P 500 Annual Pt to Pt w/Cap	5.75%	N/A	0%																																											
S&P 500 Monthly Pt to Pt ⁺	2.6%*	N/A	0%																																											
10-Year U.S. Treasury Bond	4.0%	N/A	0%																																											
Current Fixed Value Rate	2.70% ⁺⁺																																													
RETIREMENT GOLD INDEX-2-09 Call for State Availability 	Includes a 10% Premium Bonus on all 1st year Premiums. ^{***} <table border="1"> <thead> <tr> <th></th> <th>Cap</th> <th>PR</th> <th>Asset Fee</th> </tr> </thead> <tbody> <tr> <td>S&P 500 Annual Monthly Average w/PR⁺</td> <td>N/A</td> <td>30%</td> <td>N/A</td> </tr> <tr> <td>S&P 500 Annual Monthly Average w/Cap</td> <td>5.25%</td> <td>N/A</td> <td>N/A</td> </tr> <tr> <td>S&P 500 Annual Pt to Pt w/PR⁺</td> <td>N/A</td> <td>25%</td> <td>N/A</td> </tr> <tr> <td>S&P 500 Annual Pt to Pt w/Cap</td> <td>5.25%</td> <td>N/A</td> <td>N/A</td> </tr> <tr> <td>S&P 500 Monthly Pt to Pt⁺</td> <td>2.4%*</td> <td>N/A</td> <td>0%</td> </tr> <tr> <td>Current Fixed Value Rate</td> <td colspan="3">2.50%⁺⁺</td> </tr> </tbody> </table> <p>For IN: 10% Premium Bonus on 1st year Premiums for Issue Ages 0-73. 5% Premium Bonus Issue Ages 74-78. For DE, OR and AK (Form# RG-FIA-09)¹: 6% Premium Bonus on 1st year Premiums for Issue Ages 0-78 For TX: 10% Premium Bonus on 1st Year premiums for Issue Ages 0-55. Bonus Vesting^{***} 0, 0, 0, 8.33, 16.67, 25, 33.33, 41.67, 50, 58.33, 66.67, 75, 83.33, 91.67, 100% (14 years)</p>		Cap	PR	Asset Fee	S&P 500 Annual Monthly Average w/PR ⁺	N/A	30%	N/A	S&P 500 Annual Monthly Average w/Cap	5.25%	N/A	N/A	S&P 500 Annual Pt to Pt w/PR ⁺	N/A	25%	N/A	S&P 500 Annual Pt to Pt w/Cap	5.25%	N/A	N/A	S&P 500 Monthly Pt to Pt ⁺	2.4%*	N/A	0%	Current Fixed Value Rate	2.50% ⁺⁺			MGIR¹: Currently 2.25%** MGSV¹: 87.5% of premiums paid, less withdrawal proceeds, at MGIR, compounded annually	Min: 5,000 Max: 0-69 \$1,000,000 70-74 \$750,000 75-78 \$500,000	0-78 Qual & Non-Qual	10% of Contract Value Annually, Starting Yr 2. Systematic W/D & RMD Immediately from Fixed Value. ² Lifetime Income Benefit Rider (LIBR-2010) ³	12.5, 12, 12, 11, 10, 9, 8, 7, 6, 4, 0% (10 years)												
	Cap	PR	Asset Fee																																											
S&P 500 Annual Monthly Average w/PR ⁺	N/A	30%	N/A																																											
S&P 500 Annual Monthly Average w/Cap	5.25%	N/A	N/A																																											
S&P 500 Annual Pt to Pt w/PR ⁺	N/A	25%	N/A																																											
S&P 500 Annual Pt to Pt w/Cap	5.25%	N/A	N/A																																											
S&P 500 Monthly Pt to Pt ⁺	2.4%*	N/A	0%																																											
Current Fixed Value Rate	2.50% ⁺⁺																																													
ADVANTAGE GOLD INDEX-6-07 Call for State Availability 	Includes a 5% Premium Bonus on all 1st year Premiums ¹ <table border="1"> <thead> <tr> <th></th> <th>Cap</th> <th>PR</th> <th>Asset Fee</th> </tr> </thead> <tbody> <tr> <td>S&P 500 Annual Monthly Average w/PR</td> <td>N/A</td> <td>30%</td> <td>N/A</td> </tr> <tr> <td>S&P 500 Annual Monthly Average w/Cap</td> <td>5.25%</td> <td>N/A</td> <td>N/A</td> </tr> <tr> <td>S&P 500 Annual Pt to Pt w/PR</td> <td>N/A</td> <td>25%</td> <td>N/A</td> </tr> <tr> <td>S&P 500 Annual Pt to Pt w/Cap</td> <td>5.25%</td> <td>N/A</td> <td>N/A</td> </tr> <tr> <td>S&P 500 Monthly Pt to Pt⁺</td> <td>2.4%*</td> <td>N/A</td> <td>0%</td> </tr> <tr> <td>10-Year U.S. Treasury Bond</td> <td>4.0%</td> <td>N/A</td> <td>N/A</td> </tr> <tr> <td>Current Fixed Value Rate</td> <td colspan="3">2.60%⁺⁺</td> </tr> </tbody> </table>		Cap	PR	Asset Fee	S&P 500 Annual Monthly Average w/PR	N/A	30%	N/A	S&P 500 Annual Monthly Average w/Cap	5.25%	N/A	N/A	S&P 500 Annual Pt to Pt w/PR	N/A	25%	N/A	S&P 500 Annual Pt to Pt w/Cap	5.25%	N/A	N/A	S&P 500 Monthly Pt to Pt ⁺	2.4%*	N/A	0%	10-Year U.S. Treasury Bond	4.0%	N/A	N/A	Current Fixed Value Rate	2.60% ⁺⁺			MGIR: Currently 3.00%** MGSV¹: 84% of 1 st year premiums and premium bonus, plus 87.5% of any additional premiums received after 1st contract year, less withdrawal proceeds, at MGIR, compounded annually	Min: 5,000 Max: 0-69 \$1,000,000 70-74 \$750,000 75-80 \$500,000	0-80 Qual & Non-Qual	10% of Contract Value Annually, Starting Yr 2. Systematic W/D & RMD Immediately from Fixed Value. ² Lifetime Income Benefit Rider (LIBR-2010) ³	16, 15, 14, 13, 11.5, 10, 8.5, 7, 5.5, 4, 0% (10 years)								
	Cap	PR	Asset Fee																																											
S&P 500 Annual Monthly Average w/PR	N/A	30%	N/A																																											
S&P 500 Annual Monthly Average w/Cap	5.25%	N/A	N/A																																											
S&P 500 Annual Pt to Pt w/PR	N/A	25%	N/A																																											
S&P 500 Annual Pt to Pt w/Cap	5.25%	N/A	N/A																																											
S&P 500 Monthly Pt to Pt ⁺	2.4%*	N/A	0%																																											
10-Year U.S. Treasury Bond	4.0%	N/A	N/A																																											
Current Fixed Value Rate	2.60% ⁺⁺																																													

American Equity is the Gold Standard for Index Annuities

PRODUCT ¹	INTEREST RATES EFFECTIVE 07/20/2010 (RATES SUBJECT TO CHANGE)	MINIMUM RATES	MINIMUM PREMIUM	ISSUE AGE ¹	PENALTY-FREE WITHDRAWALS	SURRENDER CHARGE ¹																																								
BENEFIT GOLD (ICC10 IDX-110) Only available in AK, MN, PA, UT and WA 	Includes a 5% Premium Bonus on all 1st year Premiums <table border="1" style="width: 100%; border-collapse: collapse;"> <thead> <tr> <th></th> <th>Cap</th> <th>PR</th> <th>Asset Fee</th> </tr> </thead> <tbody> <tr> <td>S&P 500 Annual Monthly Average w/Cap</td> <td>5.25%</td> <td>N/A</td> <td>N/A</td> </tr> <tr> <td>S&P 500 Annual Pt to Pt w/Cap</td> <td>5.25%</td> <td>N/A</td> <td>N/A</td> </tr> <tr> <td>S&P 500 Monthly Pt to Pt +</td> <td>2.4%*</td> <td>N/A</td> <td>0%</td> </tr> <tr> <td>10-Year U.S. Treasury Bond</td> <td>4.0%</td> <td>N/A</td> <td>N/A</td> </tr> <tr> <td style="text-align: center;">Current Fixed Value Rate</td> <td colspan="3" style="text-align: center;">2.60%⁺⁺⁺</td> </tr> </tbody> </table>		Cap	PR	Asset Fee	S&P 500 Annual Monthly Average w/Cap	5.25%	N/A	N/A	S&P 500 Annual Pt to Pt w/Cap	5.25%	N/A	N/A	S&P 500 Monthly Pt to Pt +	2.4%*	N/A	0%	10-Year U.S. Treasury Bond	4.0%	N/A	N/A	Current Fixed Value Rate	2.60% ⁺⁺⁺			MGIR: Currently 2.25%** MGSV: 87.5% of single premium, less withdrawal proceeds, at MGIR, compounded annually	Min: 5,000 Max: 0-69 \$1,000,000 70-74 \$750,000 75-80 \$500,000	0-80 Qual & Non-Qual	10% of Contract Value Annually, Starting Yr 2. Systematic W/D & RMD Immediately from Fixed Value. ² Lifetime Income Benefit Rider (LIBR-2010) ³	13.25,12,10.75,9.25,8,6.75,5.5,4,2.5,1,0% (10 years)																
	Cap	PR	Asset Fee																																											
S&P 500 Annual Monthly Average w/Cap	5.25%	N/A	N/A																																											
S&P 500 Annual Pt to Pt w/Cap	5.25%	N/A	N/A																																											
S&P 500 Monthly Pt to Pt +	2.4%*	N/A	0%																																											
10-Year U.S. Treasury Bond	4.0%	N/A	N/A																																											
Current Fixed Value Rate	2.60% ⁺⁺⁺																																													
INCOME GOLD INDEX-3-07 Call for State Availability 	Includes a 5% Premium Bonus on all 1st year Premiums ¹ <table border="1" style="width: 100%; border-collapse: collapse;"> <thead> <tr> <th></th> <th>Cap</th> <th>PR</th> <th>Asset Fee</th> </tr> </thead> <tbody> <tr> <td>S&P 500 Annual Monthly Average w/PR+</td> <td>N/A</td> <td>35%</td> <td>N/A</td> </tr> <tr> <td>S&P 500 Annual Monthly Average w/Cap</td> <td>5.75%</td> <td>N/A</td> <td>0%</td> </tr> <tr> <td>Dow Annual Monthly Average w/Cap</td> <td>5.75%</td> <td>N/A</td> <td>0%</td> </tr> <tr> <td>Dow Annual Pt to Pt w/Cap</td> <td>5.75%</td> <td>N/A</td> <td>0%</td> </tr> <tr> <td>S&P 500 Annual Pt to Pt w/PR+</td> <td>N/A</td> <td>25%</td> <td>N/A</td> </tr> <tr> <td>S&P 500 Annual Pt to Pt w/Cap</td> <td>5.75%</td> <td>N/A</td> <td>0%</td> </tr> <tr> <td>S&P 500 Monthly Pt to Pt +</td> <td>2.6%*</td> <td>N/A</td> <td>0%</td> </tr> <tr> <td>10-Year U.S. Treasury Bond</td> <td>4.0%</td> <td>N/A</td> <td>0%</td> </tr> <tr> <td style="text-align: center;">Current Fixed Value Rate</td> <td colspan="3" style="text-align: center;">2.70%⁺⁺</td> </tr> </tbody> </table>		Cap	PR	Asset Fee	S&P 500 Annual Monthly Average w/PR+	N/A	35%	N/A	S&P 500 Annual Monthly Average w/Cap	5.75%	N/A	0%	Dow Annual Monthly Average w/Cap	5.75%	N/A	0%	Dow Annual Pt to Pt w/Cap	5.75%	N/A	0%	S&P 500 Annual Pt to Pt w/PR+	N/A	25%	N/A	S&P 500 Annual Pt to Pt w/Cap	5.75%	N/A	0%	S&P 500 Monthly Pt to Pt +	2.6%*	N/A	0%	10-Year U.S. Treasury Bond	4.0%	N/A	0%	Current Fixed Value Rate	2.70% ⁺⁺			MGIR: Currently 3.00%** MGSV: 84% of 1 st year premiums and premium bonus, plus 87.5% of any additional premiums received after 1st contract year, less withdrawal proceeds, at MGIR, compounded annually	Min: 5,000 Max: 0-69 \$1,000,000 70-74 \$750,000 75-80 \$500,000	0-80 Qual & Non-Qual	10% of Contract Value Annually, Starting Yr 2. Systematic W/D & RMD Immediately from Fixed Value. ² Lifetime Income Benefit Rider (LIBR-2010) ³	15,14,13,12,11,10,8.5,7.5,5,4,2.5,1,0% (12 years)
	Cap	PR	Asset Fee																																											
S&P 500 Annual Monthly Average w/PR+	N/A	35%	N/A																																											
S&P 500 Annual Monthly Average w/Cap	5.75%	N/A	0%																																											
Dow Annual Monthly Average w/Cap	5.75%	N/A	0%																																											
Dow Annual Pt to Pt w/Cap	5.75%	N/A	0%																																											
S&P 500 Annual Pt to Pt w/PR+	N/A	25%	N/A																																											
S&P 500 Annual Pt to Pt w/Cap	5.75%	N/A	0%																																											
S&P 500 Monthly Pt to Pt +	2.6%*	N/A	0%																																											
10-Year U.S. Treasury Bond	4.0%	N/A	0%																																											
Current Fixed Value Rate	2.70% ⁺⁺																																													
INTEGRITY GOLD INDEX-5-07 Call for State Availability 	<table border="1" style="width: 100%; border-collapse: collapse;"> <thead> <tr> <th></th> <th>Cap</th> <th>PR</th> <th>Asset Fee</th> </tr> </thead> <tbody> <tr> <td>S&P 500 Annual Monthly Average w/PR+</td> <td>N/A</td> <td>35%</td> <td>N/A</td> </tr> <tr> <td>S&P 500 Annual Monthly Average w/Cap</td> <td>5.75%</td> <td>N/A</td> <td>0%</td> </tr> <tr> <td>Dow Annual Monthly Average w/Cap</td> <td>5.75%</td> <td>N/A</td> <td>0%</td> </tr> <tr> <td>S&P 500 Annual Pt to Pt w/PR+</td> <td>N/A</td> <td>25%</td> <td>N/A</td> </tr> <tr> <td>S&P 500 Annual Pt to Pt w/Cap</td> <td>5.75%</td> <td>N/A</td> <td>0%</td> </tr> <tr> <td>Dow Annual Pt to Pt w/Cap</td> <td>5.75%</td> <td>N/A</td> <td>0%</td> </tr> <tr> <td>S&P 500 Monthly Pt to Pt +</td> <td>2.6%*</td> <td>N/A</td> <td>0%</td> </tr> <tr> <td>10-Year U.S. Treasury Bond</td> <td>4.0%</td> <td>N/A</td> <td>0%</td> </tr> <tr> <td style="text-align: center;">Current Fixed Value Rate</td> <td colspan="3" style="text-align: center;">2.70%⁺⁺</td> </tr> </tbody> </table>		Cap	PR	Asset Fee	S&P 500 Annual Monthly Average w/PR+	N/A	35%	N/A	S&P 500 Annual Monthly Average w/Cap	5.75%	N/A	0%	Dow Annual Monthly Average w/Cap	5.75%	N/A	0%	S&P 500 Annual Pt to Pt w/PR+	N/A	25%	N/A	S&P 500 Annual Pt to Pt w/Cap	5.75%	N/A	0%	Dow Annual Pt to Pt w/Cap	5.75%	N/A	0%	S&P 500 Monthly Pt to Pt +	2.6%*	N/A	0%	10-Year U.S. Treasury Bond	4.0%	N/A	0%	Current Fixed Value Rate	2.70% ⁺⁺			MGIR: Currently 3.00%** MGSV: 87.5% of all premiums, less withdrawal proceeds, at MGIR, compounded annually	Min: 5,000 Max: 0-69 \$1,000,000 70-74 \$750,000 75-80 \$500,000	0-80 Qual & Non-Qual	10% of Contract Value Annually, Starting Yr 2. Systematic W/D & RMD Immediately from Fixed Value. ² Lifetime Income Benefit Rider (LIBR-2010) ³	8,7,6,4,5,3,1.5,0% (6 years)
	Cap	PR	Asset Fee																																											
S&P 500 Annual Monthly Average w/PR+	N/A	35%	N/A																																											
S&P 500 Annual Monthly Average w/Cap	5.75%	N/A	0%																																											
Dow Annual Monthly Average w/Cap	5.75%	N/A	0%																																											
S&P 500 Annual Pt to Pt w/PR+	N/A	25%	N/A																																											
S&P 500 Annual Pt to Pt w/Cap	5.75%	N/A	0%																																											
Dow Annual Pt to Pt w/Cap	5.75%	N/A	0%																																											
S&P 500 Monthly Pt to Pt +	2.6%*	N/A	0%																																											
10-Year U.S. Treasury Bond	4.0%	N/A	0%																																											
Current Fixed Value Rate	2.70% ⁺⁺																																													
10/10 GOLD (INDEX-6-05) 	<table border="1" style="width: 100%; border-collapse: collapse;"> <thead> <tr> <th></th> <th>Cap</th> <th>PR</th> <th>Asset Fee</th> </tr> </thead> <tbody> <tr> <td>S&P 500 Annual Monthly Average</td> <td>N/A</td> <td>35%</td> <td>N/A</td> </tr> <tr> <td>S&P 500 Annual Pt to Pt</td> <td>N/A</td> <td>25%</td> <td>N/A</td> </tr> <tr> <td>S&P 500 Monthly Pt to Pt +</td> <td>2.6%*</td> <td>N/A</td> <td>0%</td> </tr> <tr> <td>10-Year U.S. Treasury Bond</td> <td>4.0%</td> <td>N/A</td> <td>N/A</td> </tr> <tr> <td style="text-align: center;">Current Fixed Value Rate</td> <td colspan="3" style="text-align: center;">3.00%</td> </tr> </tbody> </table>		Cap	PR	Asset Fee	S&P 500 Annual Monthly Average	N/A	35%	N/A	S&P 500 Annual Pt to Pt	N/A	25%	N/A	S&P 500 Monthly Pt to Pt +	2.6%*	N/A	0%	10-Year U.S. Treasury Bond	4.0%	N/A	N/A	Current Fixed Value Rate	3.00%			MGIR: Currently 3.00%** MGSV: 87.5% of all premiums, less withdrawal proceeds, at MGIR, compounded annually	Min: 5,000 Max: 0-69 \$1,000,000 70-74 \$750,000 75-80 \$500,000	0-80 Qual & Non-Qual	10% of Contract Value Annually, Starting Yr 2. Systematic W/D & RMD Immediately from Fixed Value. ²	10,9,8,7,6,5,4,3,2,1,0% (10 years)																
	Cap	PR	Asset Fee																																											
S&P 500 Annual Monthly Average	N/A	35%	N/A																																											
S&P 500 Annual Pt to Pt	N/A	25%	N/A																																											
S&P 500 Monthly Pt to Pt +	2.6%*	N/A	0%																																											
10-Year U.S. Treasury Bond	4.0%	N/A	N/A																																											
Current Fixed Value Rate	3.00%																																													

Riders: The NCR-100 and TIR-100 are available on most of our current deferred annuities. Not available in all states. See state specific disclosure for details and approval chart for availability.
PLEASE NOTE: AVAILABILITY, PROVISIONS AND FORMS VARY BY STATE. CALL FOR DETAILS.

¹Standard & Poor's[®], "S&P 500[®]", "Standard & Poor's 500[®]" and "500[®]" are trademarks of The McGraw-Hill Companies, Inc. and have been licensed for use by American Equity Investment Life Insurance Company. Indexed annuities are not sponsored, endorsed, sold or promoted by Standard & Poor's, and Standard & Poor's makes no representation regarding the advisability of purchasing these products.

²"Dow Jones", "Dow Jones Industrial Average[®]" and "DJIA[®]" are service marks of Dow Jones & Company, Inc. and have been licensed for use for certain purposes by American Equity Investment Life Insurance Company.

American Equity's Indexed Annuities, based on the Dow Jones Industrial Average[®], are not sponsored, endorsed, sold or promoted by Dow Jones, and Dow Jones makes no representation regarding the advisability of purchasing this product. S&P 500[®] Index does not include dividends. DJIA[®] does not include dividends.

PR=Participation Rate Contract = Certificate in NJ

*Monthly Cap **MGIR is set at issue, guaranteed for life of Contract. Applies to MGSV only.

*** Bonus Vesting Schedule applies. May vary by state.

¹May vary by issue age and/or state ²Benefit not guaranteed and subject to change. ³Not available in all states. Form number varies by state. 5% option available for all issue ages. 8% option available for issue ages 50 and above.

⁺Provided by MA-PR, APT-PR and/or MPT Riders. ⁺⁺Fixed Value Minimum Guaranteed Interest Rate is 1%. Rate varies in DE & OK. ⁺⁺⁺Fixed Value Minimum Guaranteed Interest Rate is 1.25%